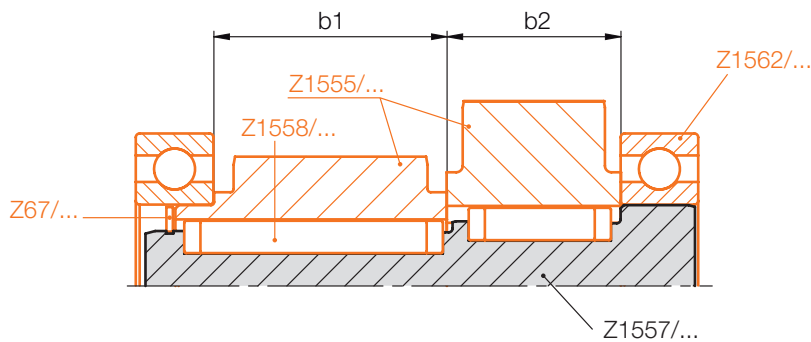
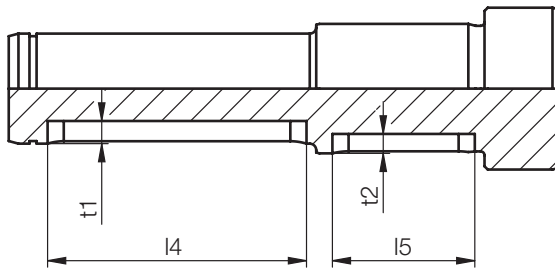
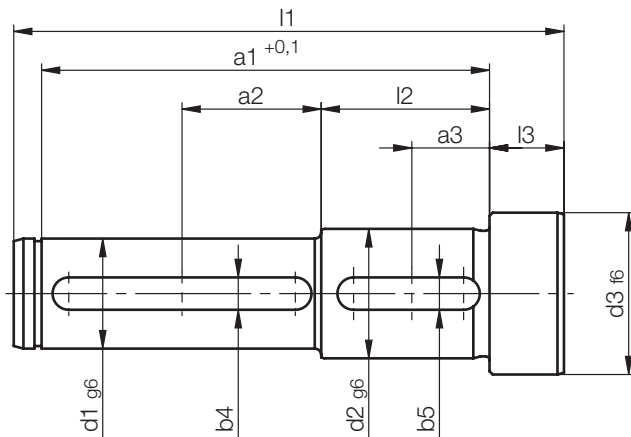


Z 1557/...

Getriebewelle
Transmission shaft
Arbre de transmission

Mat.: 1.7131/600+50 HV30

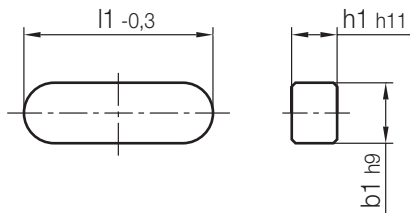




t2	t1	b5	b4	a3	a2	a1	l5	l4	l3	l2	l1	d3	d1	b1	d2	b2	Nr./No.
3,5	2,5	5	4	17	21,5	78,2	32	40	11,5	35	94	20	10	36	17	36	Z 1557/10x36x17x36
3	3,5		5	12,5		69,2	22			26	85	25	17		20	27	17x36x20x27
				17		78,2	32			35	94					36	36x20x36
					27	89,2		50			105			46			46x20x36
3,8	3	6			21,5	78,2		40	12,5		96	30	20	36	25		20x36x25x36
					27	89,2		50			107			46			46x25x36
				22	27,5	100,2	40			45	118					46	46x25x46
2,8	3,8		6						13,5		119	35	25		28		25x46x28x46


Z 1558 /...

Passfeder
Parallel key
Clavette

DIN 6885-1



	b1	h1	l1	Nr./No.
10	3	3	25	Z 1558/ 3x3x25
			32	32
			36	36
			40	40
	4	4	25	Z 1558/ 4x4x25
			32	32
			36	36
			40	40
			45	45
	5	5	14	Z 1558/ 5x5x14
22			22	
25			25	
32			32	
36			36	
40			40	
45			45	
6	6	20	Z 1558/ 6x6x20	
		22	22	
		25	25	
		28	28	
		32	32	
		40	40	
		45	45	
		50	50	
		50	50	

	b1	h1	l1	Nr./No.
10	8	5	18	Z 1558/ 8x5x18
			34	34
			40	40
	8	7	22	Z 1558/ 8x7x22
			25	25
			36	36
			50	50
	10	6	40	Z 1558/10x6x40
			45	45
			50	50
60			60	
65			65	
12	8	25	Z 1558/12x8x25	
		32	32	
		50	50	
		63	63	
		63	63	
14	9	25	Z 1558/14x9x25	
		32	32	
		36	36	
		63	63	
		80	80	