


HASCO®

Ermöglichen mit System.

**Einbauhinweise
Mounting instructions
Instructions d'installation**

Z18/...

Z19/..., Z190/...



**Führungsblock
Guide block
Plot de guidage plat**

**Führungsbacke
Guide jaw
Plot pour logement de
guidage plat**



Beachten:

Für eine optimale Schmierung empfehlen wir das Spezialschmierfett A7002/...

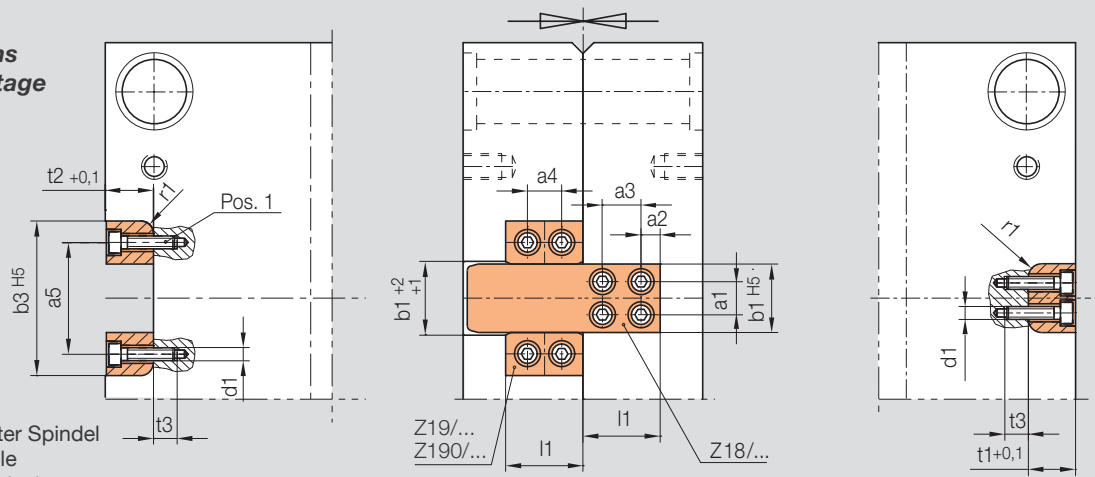
Caution:

For a optimal lubrication we commend the special lubricating grease A7002/...

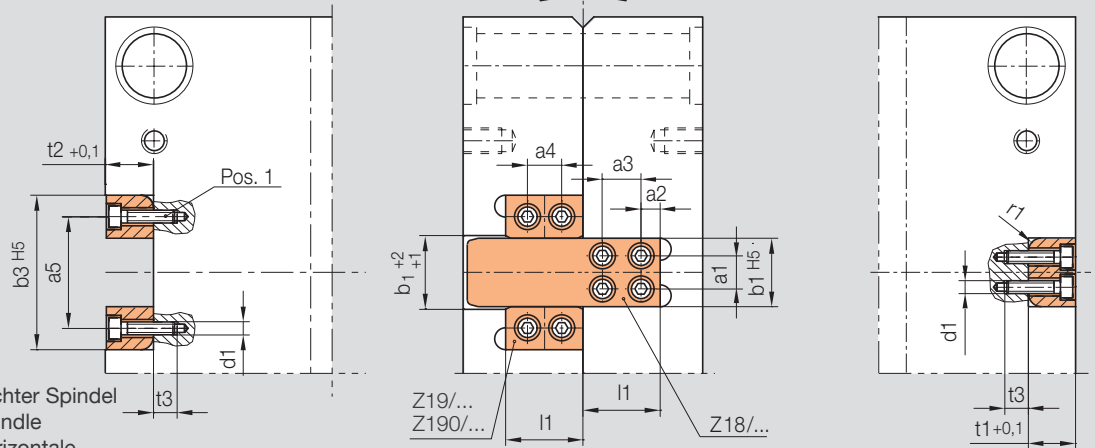
Remarque:

Pour une lubrification optimale nous recommandons la graisse de lubrification spéciale A 7002 /...

Einbauhinweise
Mounting instructions
Instructions de montage



Ausfräsung mit senkrechter Spindel
 Milling with vertical spindle
 Fraisage avec broche verticale



Ausfräsung mit waagerechter Spindel
 Milling with horizontal spindle
 Fraisage avec broche horizontale

Pos. 1 Z31/...	r1	t3	t2	t1	a5	a4	a3	a2	a1	b3	b1	l1	d1	Nr./No.	Nr./No.	
... 5x22	6	12	18,5	18	36	12	9	8	7	56	20	27	M5	Z18/ 20x18x 50	Z19 /18x18x27	
			75												Z190/18x18x27	
			90													
... 6x25			22,5	22	52	16	18	9	14	72	32	36	M6	Z18/ 32x22x 70	Z19 /20x22x36	
			90												Z190/20x22x36	
			112													
			125													
			150													
... 8x35	8	16	30,5	30	72	24	21	12	24	100	50	46	M8	Z18/ 50x30x 90	Z19 /25x30x46	
			125												Z190/25x30x46	
			150													
			175													
			200													
... 10x40	10	23	32,5	32	95	30	26	15	30	127	63	56	M10	Z18/ 63x32x112	Z19 /32x32x56	
			150												Z190/32x32x56	
			175													
			200													
			250													
... 10x45	12	25	35,5	35	112				44	150	80			Z18/ 80x35x112	Z19 /35x35x56	
			150												Z190/35x35x56	
			175													
			200													
			250													
... 12x65	15	35	50,5	50	134	40	32	18	55	180	100	66	M12	Z18/100x50x175	Z19 /40x50x76	
			200												Z190/40x50x76	
			250													
... 12x80			65,5	65	160	50	35	20	75	210	120	76		Z18/120x65x200	Z19 /45x65x86	
			250												Z190/45x65x86	
			300													