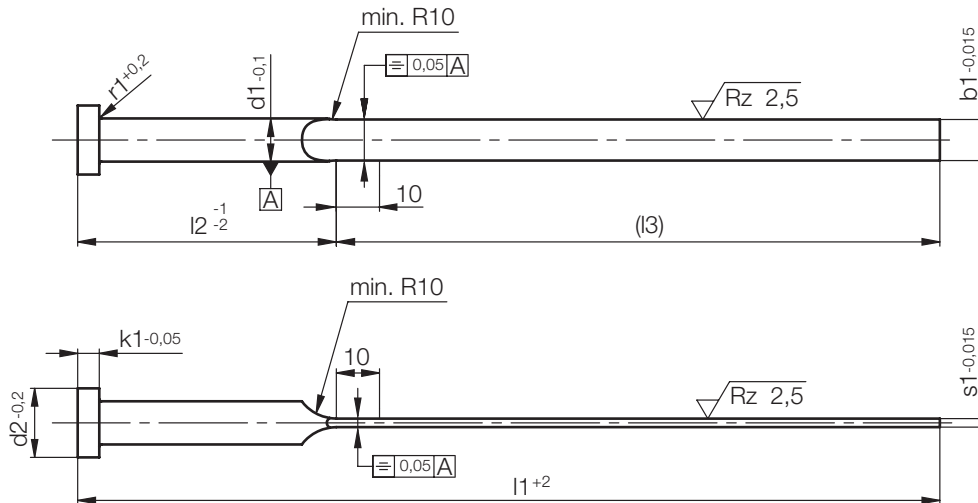


Z4670/...

Flachauswerfer, Blattüberlänge
 Flat ejector pin, extra blade length
 Ejecteur lame, corps raccourci

Mat.: WS (≈ 1.2516)
 DIN ISO 8693 (DIN 1530-4)
 gehärtet/hardened/trempe



3

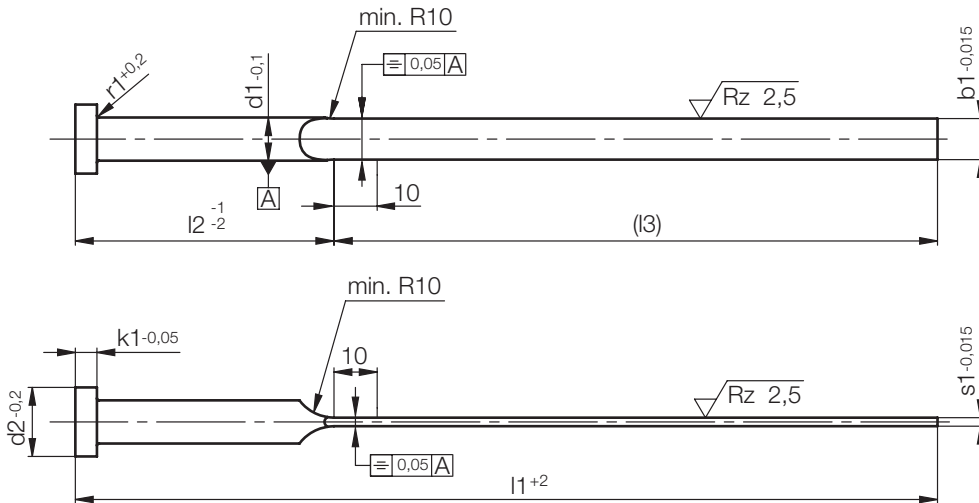
Neu / New / Nouveau

r1	k1	l2	d2	d1	b1	s1	l1	l3	Nr. / No.			
0,3	3	32	6	3	2,8	0,6	125	93	Z4670/2,8x0,6x125x 93			
								100	0,6x160x100			
								128	128			
							0,8	125	93	Z4670/2,8x0,8x125x 93		
										160	100	0,8x160x100
										128	128	
		1	200	125	0,8x200x125							
					150	150						
					250	190	0,8x250x190					
		8	4,2	3,8	0,6	125	93	Z4670/3,8x0,6x125x 93				
								160	100	0,6x160x100		
								128	128			
								200	125	0,6x200x125		
								0,8	125	93	Z4670/3,8x0,8x125x 93	
											160	100
				128	128							
				1	200	125	0,8x200x125					
							150	150				
							250	190	0,8x250x190			
				32	32	1	125	93	Z4670/3,8x1 x125x 93			
									160	100	1 x160x100	
		128	128									
		200	125						1 x200x125			
		150	150									
250	190	1 x250x190										

Z4670 /...

Flachauswerfer, Blattüberlänge
 Flat ejector pin, extra blade length
 Ejecteur lame, corps raccourci

Mat.: WS (≈ 1.2516)
 DIN ISO 8693 (DIN 1530-4)
 gehärtet/hardened/trempé



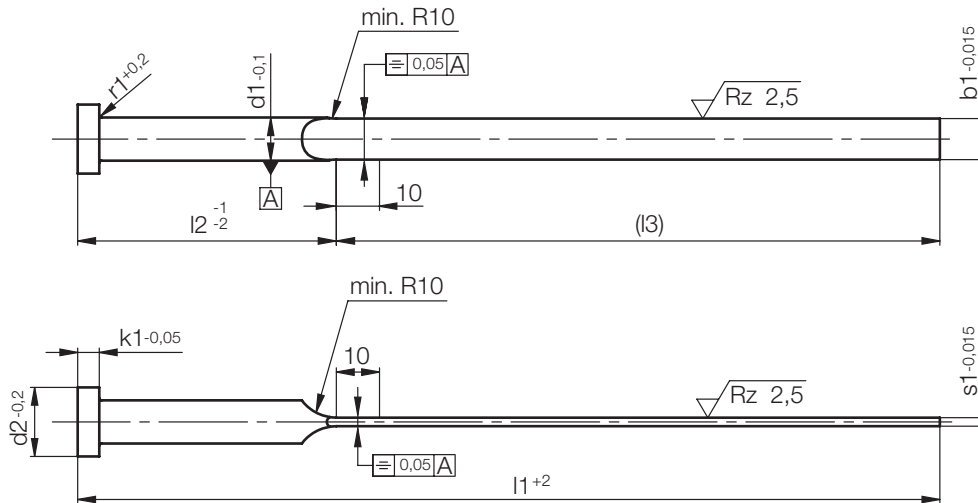
Neu / New / Nouveau

r1	k1	l2	d2	d1	b1	s1	l1	l3	Nr. / No.					
0,3	3	60	8	4,2	3,8	1	160	100	Z4670/3,8x1 x160x100					
		32						128	128					
		75						200	125	1 x200x125				
		50						150	150					
		60						250	190	1 x250x190				
		32						1,2	125	93	Z4670/3,8x1,2x125x 93			
		60	160	100	1,2x160x100									
		32	128	128										
		75	200	125	1,2x200x125									
		50	150	150										
		60	250	190	1,2x250x190									
		80	315	235	1,2x315x235									
		32	10	5	4,5	1	125	93	160	100	Z4670/4,5x1 x125x 93			
		60									160	100	1 x160x100	
		32									128	128		
		75									200	125	1 x200x125	
		50									150	150		
		60									250	190	1 x250x190	
		80		315	235	1 x315x235								
		32		1,2	5	4,5	1,2	125	93	160	100	Z4670/4,5x1,2x125x 93		
		60										160	100	1,2x160x100
		32										128	128	
		75										200	125	1,2x200x125
		50										150	150	
60	250	190	1,2x250x190											
80	315	235	1,2x315x235											
32	1,5	5	4,5	1,5	125	93	160	100	Z4670/4,5x1,5x125 x93					

Z4670/...

Flachauswerfer, Blattüberlänge
 Flat ejector pin, extra blade length
 Ejecteur lame, corps raccourci

Mat.: WS (≈ 1.2516)
 DIN ISO 8693 (DIN 1530-4)
 gehärtet/hardened/trempe



3

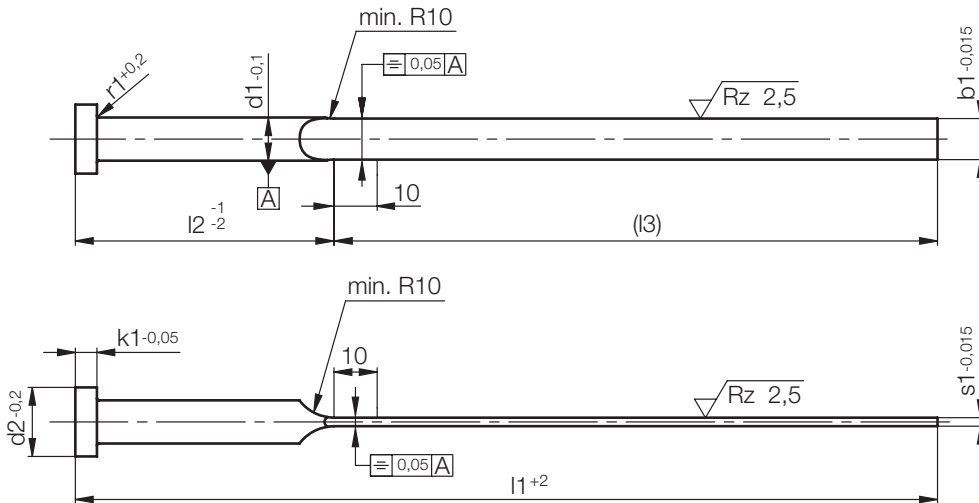
Neu / New / Nouveau

r1	k1	l2	d2	d1	b1	s1	l1	l3	Nr. / No.	
0,3	3	60	10	5	4,5	1,5	160	100	Z4670/4,5x1,5x160x100	
		32						128	128	
		75						200	125	1,5x200x125
		50						150	150	
		60						250	190	1,5x250x190
		80						315	235	1,5x315x235
		0,5						5	32	12
60	160		100	1 x160x100						
32	128		128							
75	200		125	1 x200x125						
50	150		150							
60	250		190	1 x250x190						
80	315		235	1 x315x235						
32	1,2		125	93	Z4670/5,5x1,2x125x 93					
60			160	100	1,2x160x100					
32			128	128						
75			200	125	1,2x200x125					
50			150	150						
60			250	190	1,2x250x190					
80			315	235	1,2x315x235					
32	1,5		125	93	Z4670/5,5x1,5x125x 93					
60			160	100	1,5x160x100					
32			128	128						
75			200	125	1,5x200x125					
50			150	150						
60			250	190	1,5x250x190					
80			315	235	1,5x315x235					

Z4670 /...

Flachauswerfer, Blattüberlänge
 Flat ejector pin, extra blade length
 Ejecteur lame, corps raccourci

Mat.: WS (≈ 1.2516)
 DIN ISO 8693 (DIN 1530-4)
 gehärtet/hardened/trempé



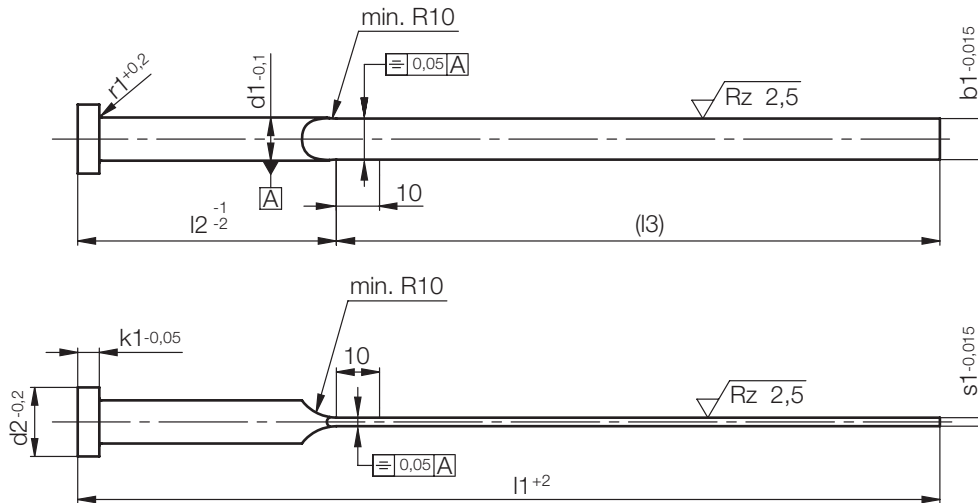
Neu / New / Nouveau

r1	k1	l2	d2	d1	b1	s1	l1	l3	Nr. / No.
0,5	5	32	12	6	5,5	2	125	93	Z4670/5,5x2 x125x 93
		60					160	100	2 x160x100
		32					128	128	
		75					200	125	2 x200x125
		50					150	150	
		60					250	190	2 x250x190
		80					315	235	2 x315x235
		32					14	8	7,5
		60	160	100	1,2x160x100				
		32	128	128					
		75	200	125	1,2x200x125				
		50	150	150					
		60	250	190	1,2x250x190				
		80	315	235	1,2x315x235				
		32	14	8	7,5	1,5			
		60					160	100	1,5x160x100
		32					128	128	
		75					200	125	1,5x200x125
		50					150	150	
		60					250	190	1,5x250x190
		80					315	235	1,5x315x235
		32					14	8	7,5
		60	160	100	2 x160x100				
		32	128	128					
75	200	125	2 x200x125						
50	150	150							
60	250	190	2 x250x190						

Z4670/...

Flachauswerfer, Blattüberlänge
 Flat ejector pin, extra blade length
 Ejecteur lame, corps raccourci

Mat.: WS (≈ 1.2516)
 DIN ISO 8693 (DIN 1530-4)
 gehärtet/hardened/trempe



3

Neu / New / Nouveau

r1	k1	l2	d2	d1	b1	s1	l1	l3	Nr. / No.			
0,5	5	80	14	8	7,5	2	315	235	Z4670/ 7,5x2 x315x235			
		32	16	10	9,5		1,5	125	93	9,5x1,5x125x 93		
		60						160	100	1,5x160x100		
		32							128	128	128	
		75						200	125	1,5x200x125		
		50							150	150	150	
		60						250	190	1,5x250x190		
		80						315	235	1,5x315x235		
		60						2	160	100	2 x160x100	
		32							128	128	128	
		75							200	125	2 x200x125	
		50								150	150	150
		60							250	190	2 x250x190	
		80							315	235	2 x315x235	
0,8	7	60	18	12	11,5	2,5	160	100	Z4670/11,5x2 x160x100			
		32						128	128	128		
		75						200	125	2 x200x125		
		50							150	150	150	
		60						250	190	2 x250x190		
		80						315	235	2 x315x235		
		60						2,5	160	100	2,5x160x100	
		32								128	128	128
		75							200	125	2,5x200x125	
		50								150	150	150
		60							250	190	2,5x250x190	
		80							315	235	2,5x315x235	